

Room Card

Check service details quickly.

Regular Guest

1 **1002** 2 2 1 3 4 5

Sophia Williams
10/12 - 10/14

- Room Number
- Guest Name & Check In/Check Out Dates
- Room Status
- Reservation Status
- Room Type

VIP Guest

1 **1001** 2 2 2 3 4 5 6

Alexander Martinez V2 2

10/14 - 10/21

- Golden Room Number means that guest is VIP
- VIP Code
- Task Type
- Adult/Children count
- Special Instructions
- Internal notes

Rush Room

1002 2 2 1 3 4 5 6

Sophia Williams
10/12 - 10/14

Rooms highlighted in red are top priority

Reservation Status



Checked In



Checked Out



Due In



Due Out



Due In/Due Out



Due In/Checked Out



Stay Over



Vacant

Room Status



Dirty



Do Not Disturb



Start Cleaning



Occupied Clean



Vacant Clean



Return Later



Getting Started
Alice Housekeeping

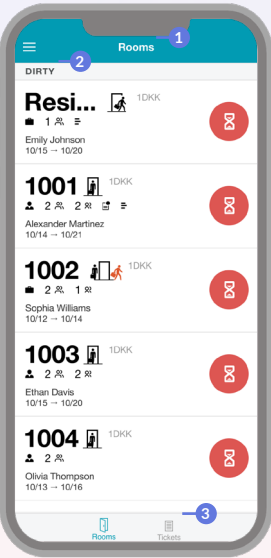


Name

ALICE Username

Room List

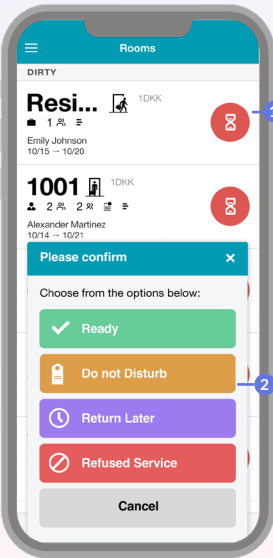
Welcome to ALICE
Housekeeping!



- 1 This is the list of rooms to be cleaned for the day.
- 2 Dirty rooms appear first.
- 3 Touch in this icon to go to Tickets.

Change Room Status

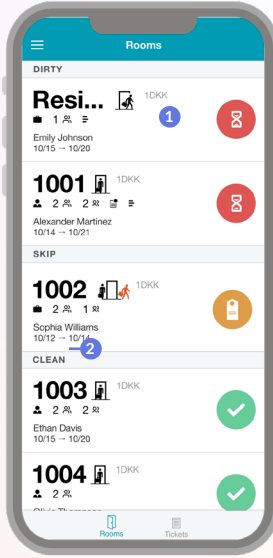
When you try to change the room status, a confirmation dialog will pop up.



- 1 Tap this icon to change the room status.
- 2 Choose the relevant option.

Clean Rooms

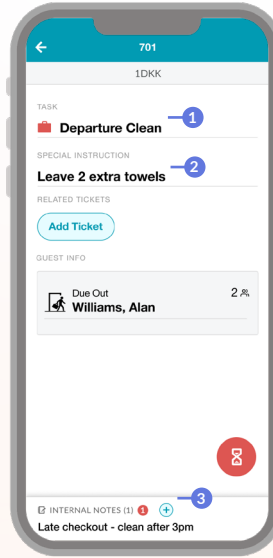
Room List will help you see the changes made during the day.



- 1 Tap on the card to go to Room Details.
- 2 When a room is punched clean, it goes to the bottom of the list.

Room Details

This is where you can find important information about a specific room.



- 1 This is the task Attendants are supposed to perform.
- 2 Some rooms may have special instructions. They will appear here.
- 3 Additional information